

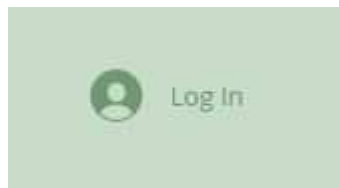
How to login in the member area ?

First, you must be up to date with your annual EAGHC's membership.

The login and password are different than the previous website, so you must create a new account.

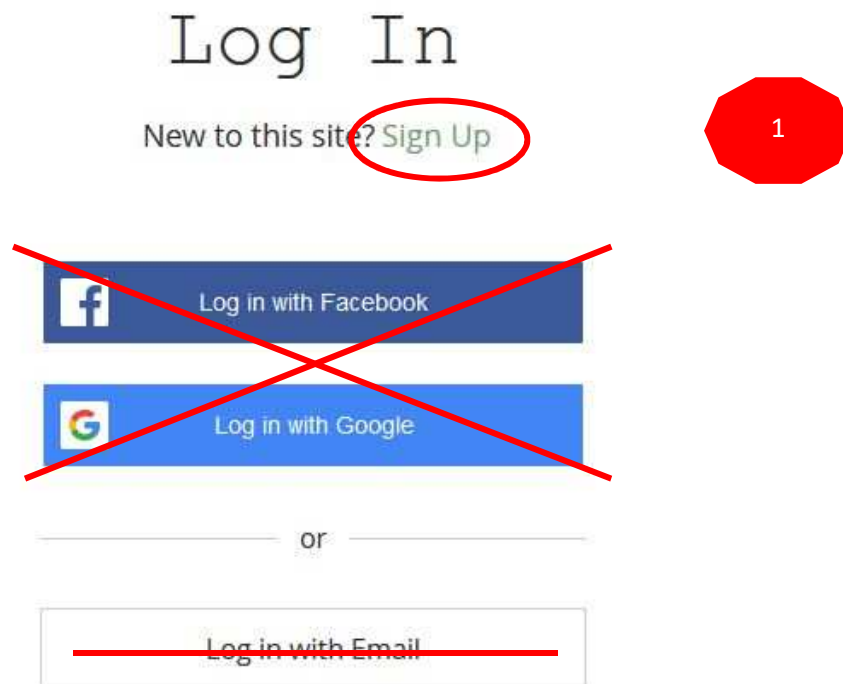
Account management is also different, if you need to reset your password, just follow instruction : « **Forgot Password** »

1 - Click on the « Log in » button, at the top right



2 – If it is the **first time** on the site, click on **Sign Up**

Don't use Facebook and Google



Click on « Sign Up »

3- Registration :

Sign Up

~~Already a member? Log In~~

~~Sign up with Facebook~~

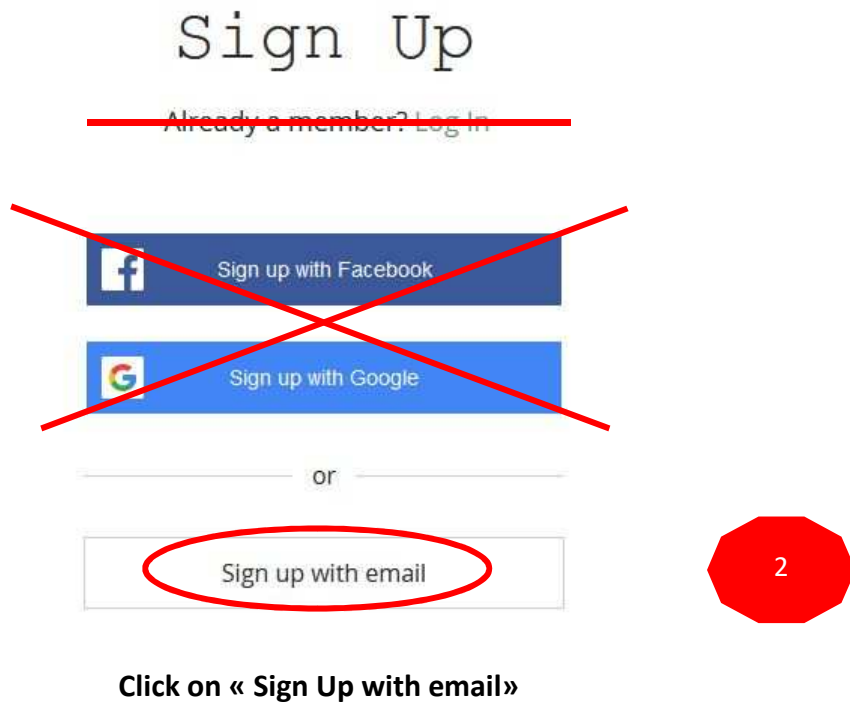
~~Sign up with Google~~

or

Sign up with email

2

Click on « Sign Up with email»

A screenshot of a registration page. At the top, it says "Sign Up". Below that, there is a link "Already a member? Log In" which is crossed out with a red line. There are two buttons for social media sign-up: "Sign up with Facebook" and "Sign up with Google", both of which are also crossed out with a large red 'X'. Below these is the word "or". The button "Sign up with email" is circled in red. To the right of this button is a red octagon containing the number "2". Below the button, the text "Click on « Sign Up with email»" is written.

4- Please fill out the fields "Email" and "Password" carefully.

Sign Up

Already a member? Log In

Email

Password

Sign Up

or sign up with

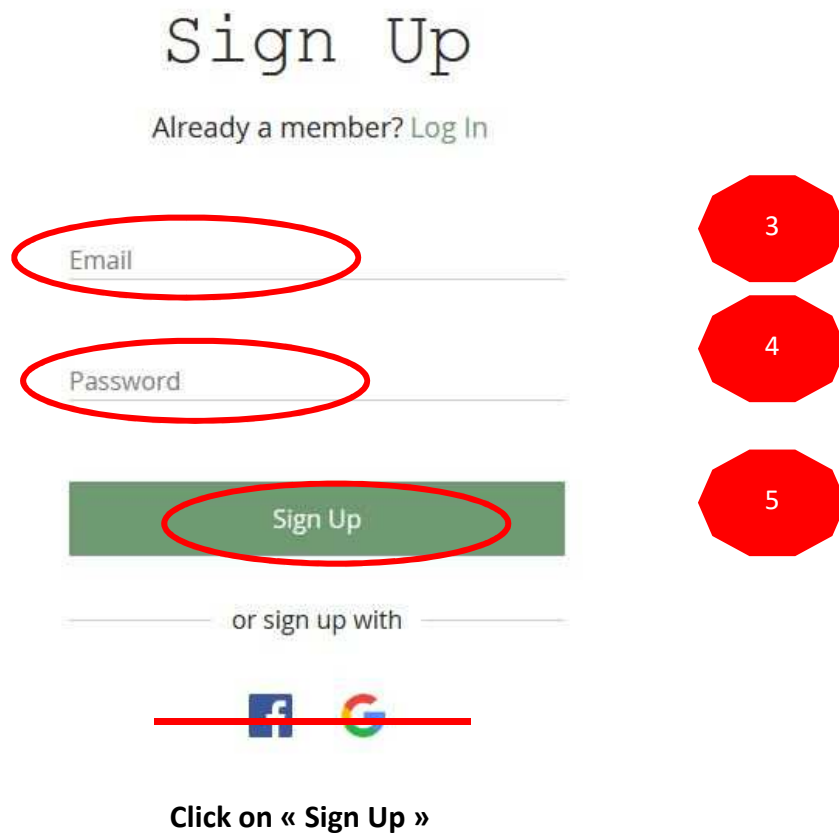
~~Facebook~~ ~~Google~~

3

4

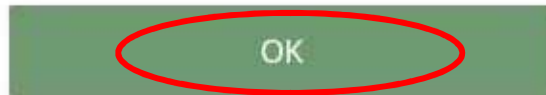
5

Click on « Sign Up »

A screenshot of a registration page. At the top, it says "Sign Up". Below that, there is a link "Already a member? Log In". There are two input fields: "Email" and "Password", both of which are circled in red. Below these is a green button labeled "Sign Up", which is also circled in red. To the right of the "Sign Up" button is a red octagon containing the number "5". Below the button is the text "or sign up with". Below that are the Facebook and Google icons, which are crossed out with a red line. To the right of the "Email" field is a red octagon containing the number "3", and to the right of the "Password" field is a red octagon containing the number "4". Below the icons, the text "Click on « Sign Up »" is written.

5 – Final step, you will get this message :

Success! Your member login request has been sent and is awaiting approval.
The site administrator will notify you via email ([REDACTED]) once your request
has been approved.



Click on « OK »

The final access must be approved by the website administrator